

RUTH M. HAVEY · *Landscape Architect* ✻ TWENTY-FIVE FIFTH AVENUE · NEW YORK 3, N.Y.

November 20, 1949

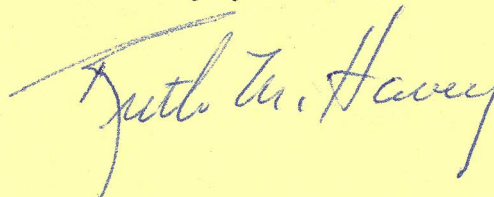
Mrs. Robert Woods Bliss
1537 Twenty-eighth Street
Georgetown, Washington 7, D.C.

Dear Mrs. Bliss,

This is a a report of the status of the things you and I have been working on at Dumbarton Oaks and a short memorandum of the things I have been working on with Mr. Thacher and Mr. Patterson, which they will probably take up with you in greater detail. I have enjoyed working with these two more than I can tell you and I hope you will think we have taken a few steps ahead.

We have missed you very much---cherished what bits of news of you came our way, some good, some bad, and hope the holiday has left you feeling refreshed.

Sincerely yours,

A handwritten signature in blue ink, reading "Ruth M. Havey". The signature is written in a cursive style with a long, sweeping underline that extends to the left.

RUTH M. HAVEY · *Landscape Architect* ❀ TWENTY-FIVE FIFTH AVENUE · NEW YORK 3, N.Y.

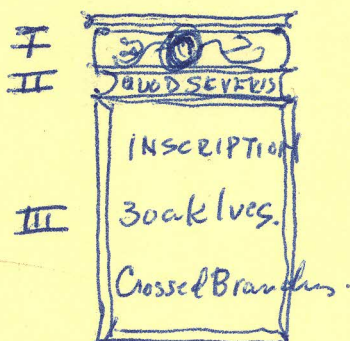
DUMBARTON OAKS AGENDA---November 19, 1949

✓
THE FINALITIES---

I---THE SHIELD--- This has been studied in modeling clay, cast in plaster, and a mold has been made ready to cast the lead. It is being held for approval. Mr. Steinbraker has the plaster cast.

II---QUOD SEVERIS METES--- The lead letters have been made and put in place temporarily with rubber cement for final approval. I note that we are using this motto twice in the Rose Garden.

III---THE TABLET--- The piece of selected limestone has been approved (RMH) and is to be delivered to Mr. Steinbraker's shop---with the surface finished and the edges molded---on November 18th. The holes for fastening the tablet to the rails will be made at the time it is erected because of the danger of breaking the present Caen Stone if it were removed now to get these dimensions.



✓ Mr. Thacher suggested that the tablet be crated and stored in the basement at Dumbarton Oaks.

Mr. Steinbraker has:

➤ A plaster model of the tablet showing the carving of the THREE SMALL OAK LEAVES and samples of LETTERING.

The CROSSED BRANCHES OF OAK at the bottom of the tablet---studied in modeling clay.

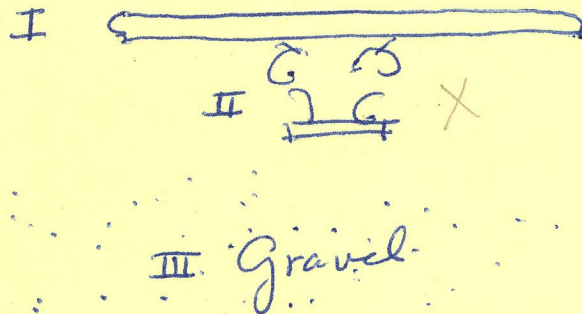
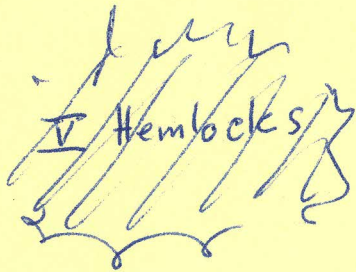

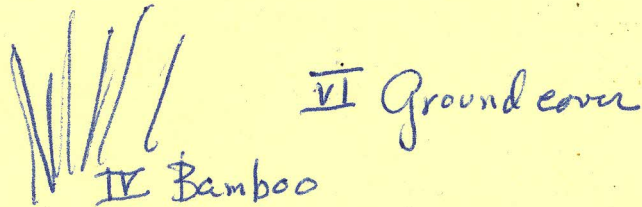
A mold ready to cast the OAK BRANCHES IN THE FREIZE in lead.

*Neward
D. Oakes J. H.
Kearney
Russell*
Mr. Coles's directions for operating the mechanism of the Finalities---of which four people had copies---will need minor revisions when these changes have been made. I have taken this up with Mr. Russell.

show
ask L. G. White
The problem of cutting the lettering is still an unsolved one, as we have not yet been successful in locating a fine enough hand in Washington. At Mr. Thacher's suggestion we asked Presbrey-Leland Inc. in New York for an estimate of the cost of sending their stonecutter, Steve Botinelli, to Washington to cut the lettering and at the same time to a stonecutter at the Sullivan Company in Washington how the results we want are achieved. This was agreeable to both firms and the estimated cost---\$60. a day plus expenses---probable total \$200.

At the moment the most practical solution seems to be to ship the stone to New York for cutting and I have sent Presbrey Leland a print to see how this would affect our original estimate.

✓ THE TERRIOR---



✓ I---WOOD SEAT--- This has been made and is in place---fastened to the present Doria supports.

X II---THE CENTER SUPPORT--- There is a full size plaster model of this. A piece of Doria is on hand for carving.

✓ III---Mr. Kearney has spread the GRAVEL over the area and shifted the small shrubs near the Terrior Vase and walk. The grade at the seat is 16 $\frac{1}{2}$ " below the seat level. This is the height we have used on most of the seats but it seemed low to me as I watched people sit on it. Ask Mrs. Bliss.

✓ IV---Mr. Kearney has thinned the BAMBOO and brought out the Vitex.

? V---On October 13th Mr. Patterson and Mr. Thacher authorized the removal of the Hemlocks and some small trees on the boundary that were shutting off the view of the oak. This was done on October 14th. Replace the hemlock planting with _____?

✓ VI---A thin groundcover of Ajuga reptans and a few small bulbs and two Christmas Roses were planted behind the seat (Mr. Thacher) just to have something something there in the spring. If a path is wanted it can wind right through it.

? VII---I would like to remove the Japanese Maple under the elm. It has a choice barberry behind it.

NORTH VISTA---This is a memorandum of the things I have been working on with Mr. Patterson on the Dumbarton Oaks account.

? THE FINIALS---Drawings ordered October 14th
(Done and discussed with Mr. Thacher and Mr. Patterson in Washington November 16th.

? CHAINS---Locate available sources, in Washington and New York.
Estimates from Eastern Chain Works Inc. (who turned out to be the firm that made the Bowling Green Chains---and have a section of it hanging in their showroom---which simplified matters considerably)
Sketches and diagrams.
These sent to Mr. Patterson on November 9th and 15th and discussed in Washington on November 16th

THE NORTH END--- In Washington on November 16th Mr. Thacher and Mr. Patterson asked me to work with them on this. We gave it serious study and took grades for a topographical survey. Now that I have it on the draughting table, where I have always wanted it, knowing the design factors involved and with the lay of the land clear in my mind---several solutions present themselves and should be ready for discussion the week after Thanksgiving.

THE ARBOR GARDEN---

2 LEAD LOTUS and BULLRUSHES---In trying to remove these we found them attached so solidly with steel pins that it seemed impossible to remove the lead without mutilating the wall badly. However, Mr. Coles telephoned to say that he planned to be in Washington last Friday and offered to go to Dumbarton Oaks and discuss ways and means with Mr. Kearney. I called Miss Carpenter because I know Mr. Thatcher is interested in this too.

PAVING AND SUNDIAL---Any spare minutes available have gone into the study of how some method of telling time by the sun could be worked into the scheme for the paving here.

I have had conferences with Mr. Robert Coles at the Hayden Planetarium and Dr. Morgan Cilley at the Naval Observatory in Washington. Both men have been very helpful, have put the resources of the libraries at my disposal and offered to check the rather complicated calculations.

I should like to avoid if possible having anything project above the paving in the center of the garden to cast the shadow. This automatically eliminates the usual type of horizontal dial with its triangular gnomon pointing to the North pole. Perhaps I can not avoid it but before this method of dialing was discovered other methods of casting the shadow were used and I am hoping to work out something as follows:

Have the hour numerals at the outer edges of the paving. In the center of the paving calculate a sort of analemma or calendar so that a person standing on a specified spot---the spot varying with the months of the year---would see his own shadow cast in the direction of the hour numeral. When I find time I will go back to one of those nice libraries and find out whether the solar system will cooperate with me there.

Try Sundial E. end of Herb garden

MELISANDE STEPS---No work has been done on this.

THE PERSPECTIVE on the fence at the foot of the Melisande Allee---

We took patterns of the missing pieces of shell for Mr. Coles---but he said he would see it in Washington last Friday and probably remove the lead frame that holds the shell and bring it all home for repairs.

NUMBERING AND FILING OF DRAWINGS---

In numbering the drawings for filing and reference I am using a continuation of the system used in the Bar Harbor files so that the new ones will follow along in sequence.

Then the Bar Harbor files arrive, and the original drawings are filed flat in plan files according to the index which we have, it would be very useful also to have a set of vertical files, legal size or letter size, to hold the folded prints indexed according to the same system. The prints I send to you could eventually find their way to these files.

I should like to work with whoever sets up these files to explain the system before they start---it is a simple and convenient one. As soon as we can put the files in form for ready reference the information in them will save us many hours in measuring and drawing up measurements. All the old prints that are now scattered in various places---from the Davis files, the Bryce files and any that Ralph may have should be preserved and made easily available in this way.

Aside from their very practical value to us in designing, I feel that these files could play an extremely interesting part in the Garden Center---though I should not take up valuable space in the Garden Center building to house them if they could be kept in the basement of the house or the basement of the Quarters.

HERBACEOUS BORDER WALLS--- A print of the latest drawing is
enclosed---made in October 1943---
with Mrs. Farrand's comments attached.